

Eosin water solution technical information

Technical card code 09-212

Product code 09-212

Stability of product properly conserved at 15-20°C 24 month.




Pack 500-1000 ml or on request

Produce in Italy by:

DDKItalia S.r.l

Via Marche 19-27029 Vigevano (I)

info@ddkitalia.com • www.ddkitalia.com

in case of emergency UE number		112
in case of emergency UK number		999
en cas d'urgence Suisse		145

Purpose

Alcoholic and aqueous Eosin solutions are intended for use as a general purpose counterstains. Eosin solutions are for "In Vitro Diagnostic Use". Eosin is the most commonly used cytoplasmic stain. As early as 1885 it was advocated by List as a counterstain for methyl green. It is also employed in conjunction with basic blue dyes, and when used in combination with haematoxylin it is referred to as "H & E" stains.

Eosin is an acid stain which interacts with cellular proteins rich in basic amino acids.

A dye protein complex is formed that is characterized by vivid pink cytoplasmic staining.

Haematoxylin, generally, they are classified as progressive haematoxylin or regressive based on the dye concentration. The progressive color: (for example, Carazzi) has a lower concentration of dye and selectively stain the nuclear chromatin without affecting the cytoplasmic structures. The desired intensity is a function of time.

Regressive stains (ex, Harris haematoxylin) work intensively on all nuclear and cytoplasmic structures. To get the answer correct color, remove the excess dye from the tissue section.

Gill's formulation is used as a progressive cytological staining, while the formulations can be used as Gill 2 color progressive or regressive, depending on the duration.

These solutions are made from haematoxylin, treated with aluminium, and stabilized with glycols. The complex aluminium-hematein (positively charged) is combined with nuclear DNA phosphate groups (negatively charged) and takes on the characteristic blue color of haematoxylin purple.

Method

Eosin alcoholic solutions-

1. Deparaffinize to water or fix and hydrate frozen sections.
2. Stain in haematoxylin.*
3. Rinse slides in running tap water.
4. Differentiate if regressive haematoxylin is used. Rinse in running tap water.
5. Blue in Scott's tap water substitute.
6. Rinse in running tap water.
7. Rinse slides in 95% ethanol or reagent alcohol for 30 seconds.
8. Counterstain in alcoholic eosin solution (from 30 seconds - 3 minutes).**
9. Dehydrate, and clear.
10. Mount with DdMount (04-103).

Eosin water solution

1. Deparaffinize to water or fix and hydrate frozen sections.
2. Stain in haematoxylin.*
3. Rinse slides in running tap water.
4. Differentiate if regressive haematoxylin is used. Rinse in running tap water.
5. Blue in Scott's tap water substitute.
6. Rinse in running tap water.
7. Aqueous Eosin solution may be acidified by adding up to 0.5 ml of glacial acetic acid per 100 ml of stain.**
8. Counterstain in acidified aqueous eosin solution (from 30 seconds - 3 minutes).
9. Dehydrate, and clear.
10. Mount with DdMount (04-103)

Eosin water solution technical information

Technical card code 09-212

Product code 09-212

Result

Nuclei	dark blue eosin Y	purified eosin	erytrosine B
Cytoplasm	red-orange	red	red
Erythrocytes	yellow-orange	red-orange	red-orange

Performance characteristics

The chromatin must appear between the blue and black-blue, while the nucleoli should be clearly visible. The cytoplasmic staining with Gill 2 haematoxylin solutions are usually pale or absent, so the acid differentiation might not be necessary.

Comments

Times vary given the age and types of solutions, when used by Gill (code 09-178) modified to get the best result, after staining (maximum 1.5 minutes), and the color change, change sour quickly in water, in water and then Scott buffered solution (Code 00-136).

For sections fixed in Bouin, we recommend the use of haematoxylin modified acid AB (code 09-183).

** Please note the alcoholic loses eosin stain with the use, of the days are stretched over time colouring. If you are using purified eosin, check the time, and possibly diluted in ethyl alcohol 96 ° C, if the cytoplasmic staining was too strong. Before use, filter the following solutions; alcoholic eosin, eosin phloxine; Harris haematoxylin, Gill's haematoxylin. The acidified aqueous solution of eosin is prepared by slowly adding glacial acetic acid.

Technical note

Follow normal precautions for laboratory reagents. Dispose of waste according to regulations at the local, regional or national level. Refer to Data Sheet Material Safety Data for updated information on risks, hazards and safety associated with the use of these products.

Risk and Safety Statements outside the EU.

The eosin solution in alcohol is flammable and harmful. Harmful by inhalation, in contact with skin or if swallowed. Harmful: possible risk of irreversible effects through inhalation, in contact with the skin or by ingestion. Irritating to eyes, respiratory system and skin. Keep away from sources of ignition - No smoking. Wear suitable protective clothing and gloves. In case of accident or if you feel unwell, seek medical attention immediately (show the label where possible). Target Organs: eyes and nerves. Eosin in aqueous solution. Caution: substance not yet fully tested. Avoid contact and inhalation of the solution of Harris haematoxylin. Organs: heart and nerves. Solutions based haemalum are harmful. Harmful if swallowed. Irritating to eyes, respiratory system and skin. In case of contact with eyes, rinse immediately with plenty of water and seek medical attention. Wear suitable protective clothing. Organs affected: liver and kidneys. In case of accident or if you feel unwell, seek medical attention immediately (show the label where possible).

Risk and Safety Statements (U.E.)

The eosin solution in alcohol is highly flammable and harmful. Highly flammable. Harmful by inhalation, in contact with skin or if swallowed. Harmful: possible risk of irreversible effects through inhalation, in contact with the skin or by ingestion. Keep away from sources of ignition - No smoking. Wear suitable protective clothing and gloves. In case of accident or if you feel unwell, seek medical attention immediately (show the label where possible).

Eosin in aqueous solution. Caution: substance not yet fully tested. Solution of haemalum. Do not breathe vapors. Avoid contact with skin and eyes. Gill haematoxylin Solutions are harmful. Harmful if swallowed. Irritating to eyes, respiratory system and skin. In case of contact with eyes, rinse immediately with plenty of water and seek medical attention. Wear suitable protective clothing.

The microscope used should meet the requirements of a medical diagnostic laboratory. Carefully follow the instructions for the fixative. If an automated tool was used for staining, follow the instructions of the equipment and software. Remove surplus immersion oil before storing. Sample preparation.

All samples must be treated according to the technology. All samples must be marked so as to be easily identified. Tools should be used for sampling and sample preparation, which must be observed strictly to manufacturer's instructions about the application and instructions.

Eosin water solution technical information
Technical card code 09-212
Product code 09-212

Diagnostics

The diagnosis should be performed only by authorized and trained persons.

Valid nomenclatures must be used. Further tests must be selected and implemented according to recognized methods.

Conservation. The staining solution should be stored at a temperature between +15°C to +25°C, the dye at +5°C to +30°C. The solution and dyes must be used before the expiration date.

Stability

A first opening the bottle, the dye solution and the dyes are stable until the expiration date when stored at a temperature of +15° C, respectively, to +25°C and +5°C and 30°C. Always keep the bottles tightly closed.

Instructions for use

To avoid errors, the staining process must be performed by qualified personnel. For professional use only. Must observe the National guidelines for work safety and quality assurance.

Microscopes are used according to the standard. Protection against infection. Must be taken with laboratory guidelines for the protection against infection. Instructions for disposal. The solutions used and those have expired must be disposed of as special waste according to local regulations regarding disposal of waste.

Endnotes

1. The timing suggested in the leaflet are approximate and may vary according to your specific needs. If they are used intensively, for staining solutions may lose their dyes, so it is necessary to extend the time of staining solutions, or replace with new products.
2. Include positive control slides in each session.
3. Some hydraulic systems deliver acidic water, unsuitable for use for the part of the procedure for the blue coloration. If tap water is acidic, instead using a dilute alkaline solution, for example, water buffered by Scott.
4. The presence of purple or red-brown nuclei a blue color indicates unsatisfactory.
5. If you over-eosin staining, nuclear staining may be masked. If done correctly, with eosin staining shows a three-tone effect. To increase the differentiation of eosin, extend the time of immersion in alcohol, or use a first alcohol with a higher water content. You can adjust the times of immersion in alcohol to obtain an adequate eosin staining.
6. We do not recommend the addition of stock solution in the working solutions of haematoxylin and eosin.
7. Avoid excessive drag (carryover) of water solutions in alcoholic eosin.
8. The data generated by this procedure are to be used only to support the diagnosis and should be evaluated in conjunction with other tests and diagnostic data

Le informazioni sopra indicate sono riportate con la massima accuratezza e rappresentano le migliori informazioni attualmente disponibili a noi. Tuttavia, non diamo garanzia di esattezza o qualsiasi altra garanzia, espressa o implicita al riguardo di tali informazioni. Inoltre; non assumiamo nessuna responsabilità derivata dal relativo uso. Gli utenti dovrebbero effettuare le loro proprie indagini per determinare l'idoneità delle informazioni per i loro scopi precisi. In nessun caso D.D.K. Sarà responsabile per tutti i reclami, perdite, o danni diretti o indiretti, o verso terzi, o per i profitti persi, o danni speciali, indiretti o fortuiti, conseguenti o esemplari che possono intervenire, anche se D.D.K. Si è raccomandata della possibilità di tali danni.

The information above is believed to be accurate and represents the best information currently available to us. However, we make no warranty of merchantability or any other warranty, express or implied, with respect to such information, and we assume no liability resulting from its use. Users should make their own investigations to determine the suitability of the information for their particular purposes. In no event shall D.D.K. Be liable for any claims, losses, or damages of any third party or for lost profits or any special, indirect, incidental, consequential or exemplary damages, howsoever arising, even if D.D.K. Has been advised of the possibility of such damages.